

Scaled data based on original data using
LM-79-08 Approved Method: Electrical and Photometric Measurements of Solid-
State Lighting Products

Test Report Prepared for
Cooper Lighting Solutions
(formerly Eaton)

Brand: McGRAW-EDISON

Report Number: P594276

Luminaire Tested: **ISC-PA1E-722-U-T3-HSS**

Issue Date: 3/22/2022

Test Information

Test Method: LM-79-08
Report Number: P594276
TEST IS SCALED FROM IESNA LM-79-08 TEST DATA (G1-2201-510-11)
Test Lab: INNOVATION CENTER
Issue Date: 3/22/2022
Manufacturer: COOPER LIGHTING SOLUTIONS (FORMERLY EATON)
Product Line: McGRAW-EDISON
Catalog Number: ISC-PA1E-722-U-T3-HSS
Description: IMPACT ELITE LED CYLINDER LUMINAIRE
(1) 70 CRI, 2200K, 1050mA LIGHT ENGINE WITH 24 LEDS AND TYPE III OPTICS
WITH HOUSE SIDE SHIELD
Light Source: -
Ballast/Driver: ELECTRONIC DRIVER

Summary

Lumens per Lamp: N/A
Luminaire Lumens: 5830 lumens
Efficiency: N/A
Efficacy: 70.8 lumens/watt
Luminous Opening: Rectangular (W 0.75' x L: 0.5' x H: 0')
IES Classification: Type III - Medium
BUG Rating: B1 - U0 - G2

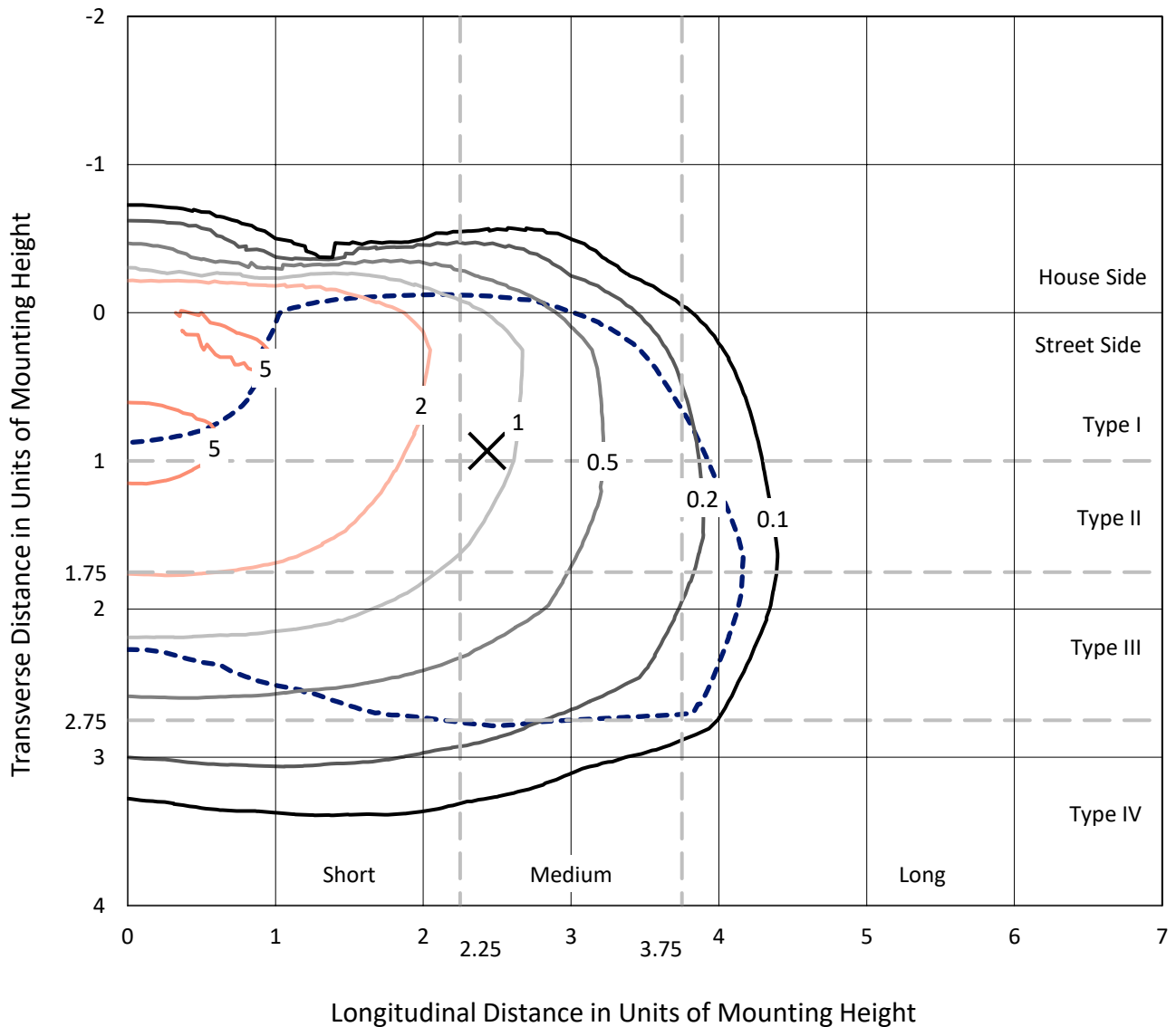
Input Watts (W): 82.4
Input Voltage (V): NR
Input Current (Ain): NR
Voltage Rise (V): NR
Power Factor: NR
Total Harmonic Distortion (THDi): NR
Frequency (hertz): 60
Stabilization Time: NR
Operation Time: NR
Ambient Temperature (°C): NR
Test Distance: 28.75 FT



REPORT NUMBER: P594276
 CATALOG NUMBER: ISC-PA1E-722-U-T3-HSS

Iso-Footcandle Lines of Horizontal Illumination

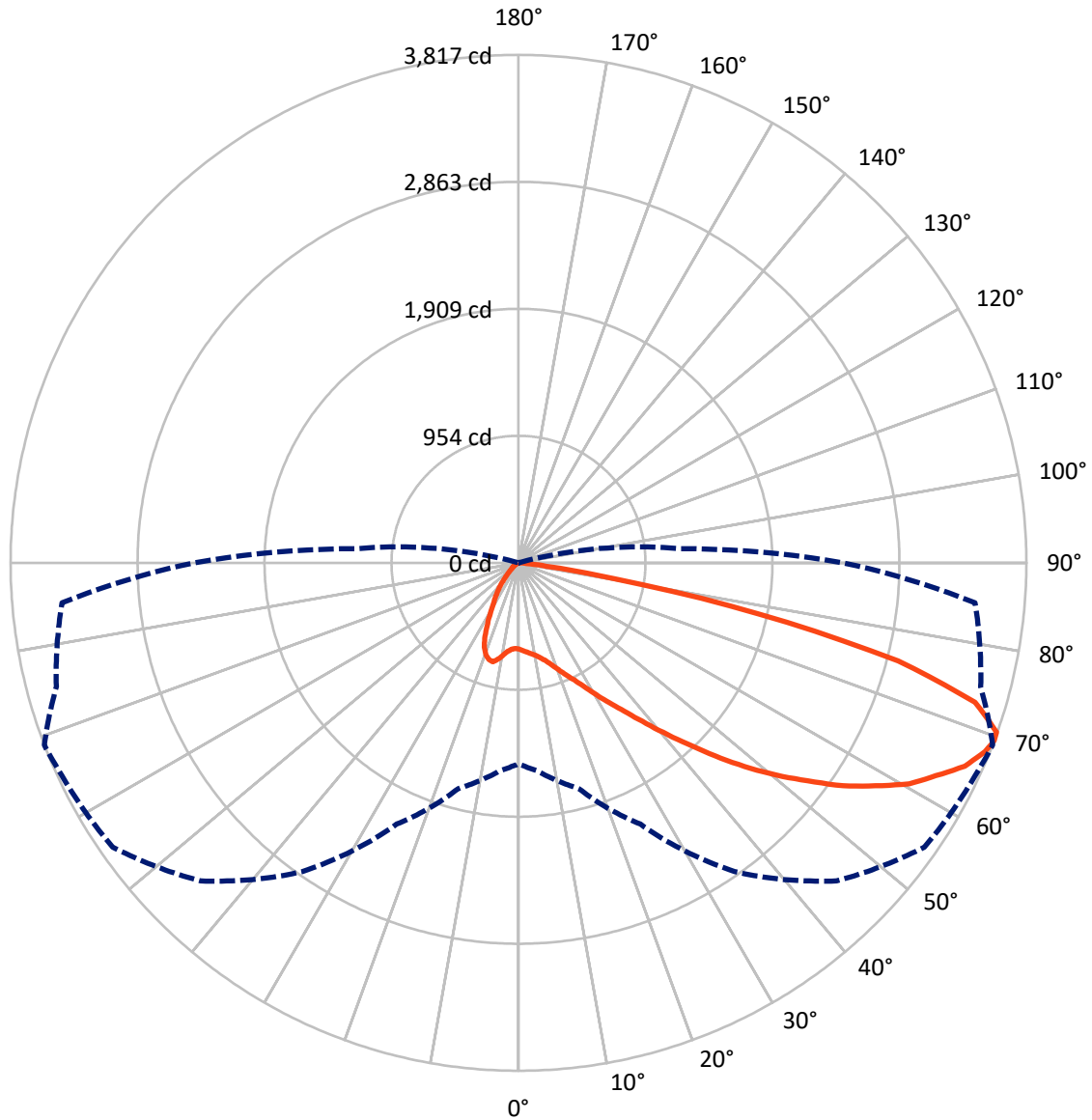
× Max cd
 - - - 1/2 Max cd



Based on 12 foot mounting height. Maximum calculated value = 5.6 fc
 Type III - Medium - N/A

REPORT NUMBER: P594276
CATALOG NUMBER: ISC-PA1E-722-U-T3-HSS

Luminous Intensity Polar Plot



— Vertical Plane Through 69-Deg Lateral - - - Horizontal Cone Through 69-Deg Vertical

REPORT NUMBER: P594276
 CATALOG NUMBER: ISC-PA1E-722-U-T3-HSS

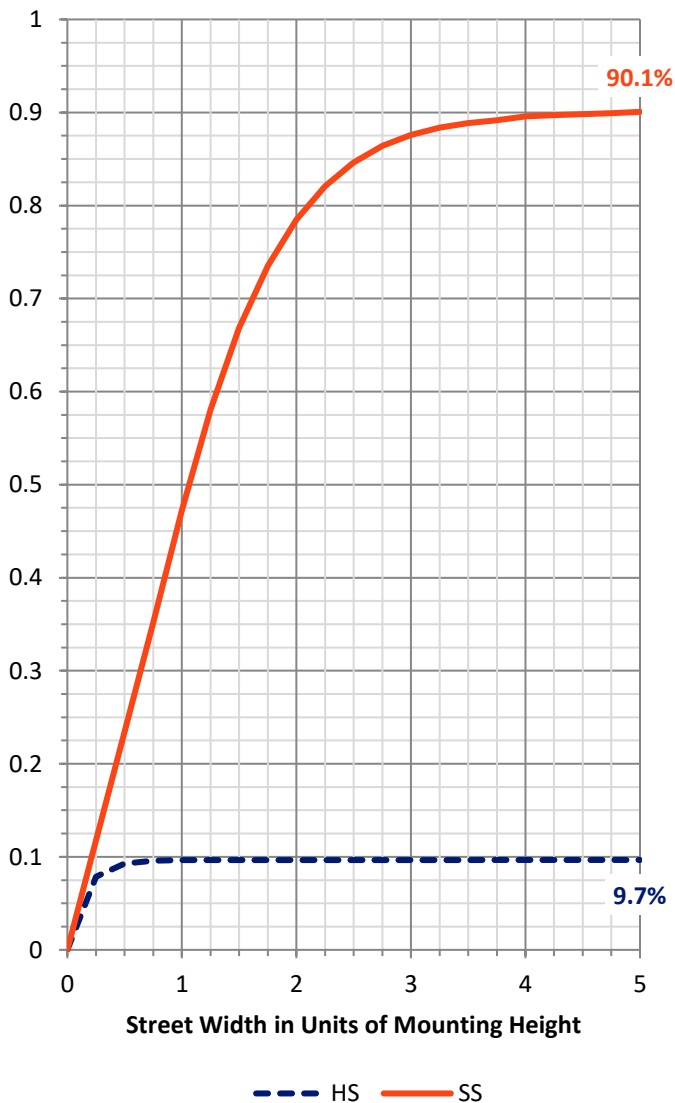
FLUX DISTRIBUTION:

		Downward	Upward	Total
House Side	Lumens	568.1	0.0	568.1
	% Fixture	9.7	0.0	9.7
Street Side	Lumens	5261.9	0.0	5261.9
	% Fixture	90.3	0.0	90.3
Total	Lumens	5830.0	0.0	5830.0
	% Fixture	100.0	0.0	100.0

ZONAL LUMENS:

Zone	Lumens	% Fixture
0°-10°	61.8	1.1
10°-20°	163.6	2.8
20°-30°	272.4	4.7
30°-40°	490.4	8.4
40°-50°	889.2	15.3
50°-60°	1389.6	23.8
60°-70°	1607.7	27.6
70°-80°	899.1	15.4
80°-90°	56.1	1.0
90°-100°	0.0	0.0
100°-110°	0.0	0.0
110°-120°	0.0	0.0
120°-130°	0.0	0.0
130°-140°	0.0	0.0
140°-150°	0.0	0.0
150°-160°	0.0	0.0
160°-170°	0.0	0.0
170°-180°	0.0	0.0
0°-90°	5830.0	100.0
0°-180°	5830.0	100.0

Coefficient of Utilization

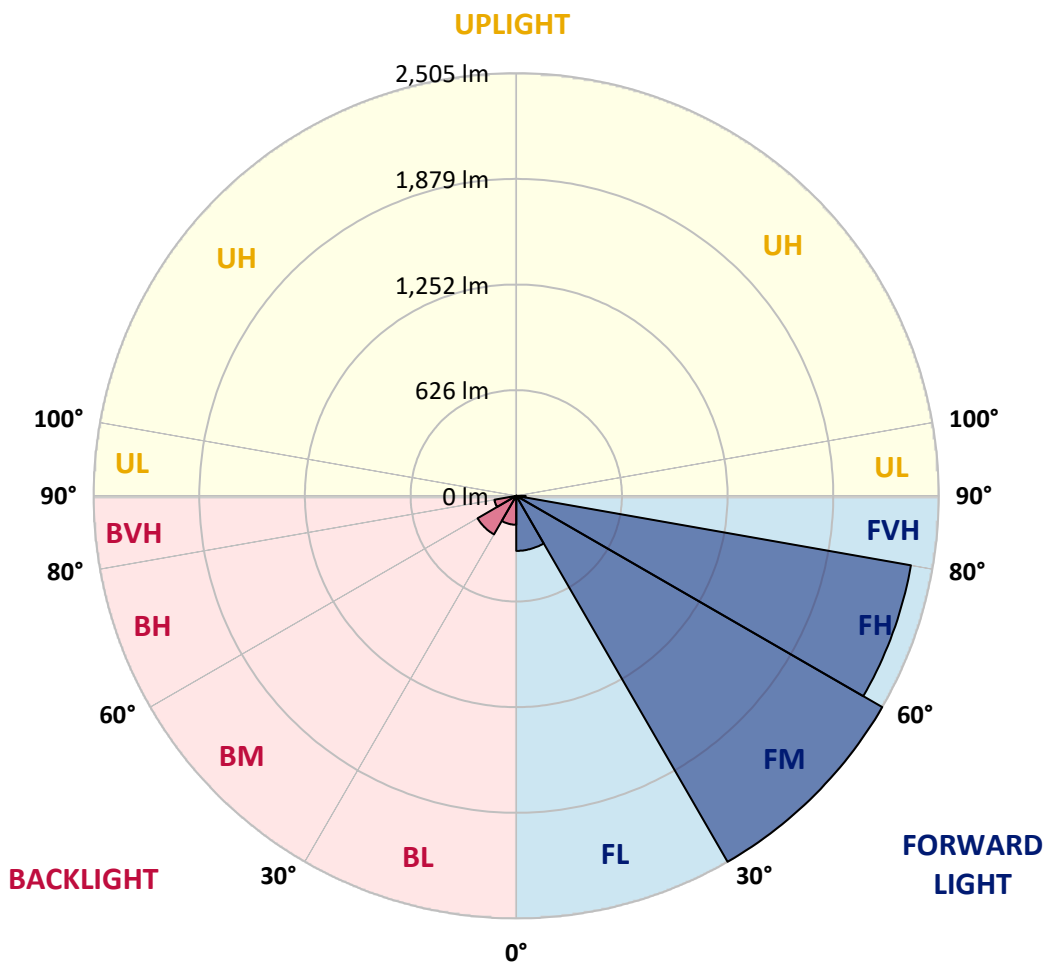


REPORT NUMBER: P594276
 CATALOG NUMBER: ISC-PA1E-722-U-T3-HSS

LUMINAIRE CLASSIFICATION SYSTEM LUMEN TABLE AND BUG RATING:

Zone	Lumens	% Fixture	Zone Rating/Lumen Limit		
			B	U	G
FL (0°-30°)	326.2	5.6			
FM (30°-60°)	2504.8	43.0			
FH (60°-80°)	2375.3	40.7			G2/5000
FVH (80°-90°)	55.7	1.0			G1/100
BL (0°-30°)	171.7	2.9	B1/500		
BM (30°-60°)	264.5	4.5	B1/1000		
BH (60°-80°)	131.5	2.3	B1/500		G1/500
BVH (80°-90°)	0.4	0.0			G0/10
UL (90°-100°)	0.0	0.0		U0/0	
UH (100°-180°)	0.0	0.0		U0/0	

BUG Rating: B1-U0-G2
 Type III Medium





REPORT NUMBER: P594276
 CATALOG NUMBER: ISC-PA1E-722-U-T3-HSS

CANDELA DISTRIBUTION (FULL):

	0°	5°	15°	25°	35°	45°	55°	65°	69°	75°	85°
0°	648.5	648.5	648.5	648.5	648.5	648.5	648.5	648.5	648.5	648.5	648.5
2.5°	671.8	671.8	671.8	667.9	669.9	667.9	666.0	660.1	662.1	660.1	654.3
5°	648.5	650.4	656.3	660.1	669.9	673.7	675.7	675.7	673.7	669.9	666.0
7.5°	603.8	603.8	609.7	621.3	640.7	662.1	679.6	689.3	691.2	691.2	685.4
10°	592.2	592.2	600.0	607.7	627.1	652.4	679.6	702.9	706.7	710.6	708.7
12.5°	586.4	588.3	596.1	609.7	634.9	658.2	687.3	720.3	732.0	741.7	743.6
15°	594.1	594.1	601.9	615.5	644.6	677.6	714.5	751.4	763.0	776.6	786.3
17.5°	605.8	609.7	613.5	627.1	654.3	695.1	743.6	792.2	805.8	823.2	831.0
20°	625.2	625.2	629.1	640.7	669.9	718.4	786.3	844.6	856.2	867.9	877.6
22.5°	648.5	650.4	650.4	660.1	693.2	745.6	823.2	895.1	914.5	920.3	924.2
25°	718.4	714.5	700.9	695.1	720.3	776.6	867.9	955.3	976.6	982.4	974.7
27.5°	864.0	848.5	811.6	772.8	768.9	825.2	928.1	1031.0	1054.3	1056.2	1029.0
30°	1046.5	1048.5	988.3	904.8	848.5	877.6	994.1	1126.1	1149.4	1139.7	1097.0
32.5°	1271.7	1262.0	1217.4	1097.0	984.4	959.1	1065.9	1225.1	1252.3	1236.8	1180.5
35°	1464.0	1469.8	1415.4	1308.6	1166.9	1085.4	1153.3	1335.8	1368.8	1341.6	1271.7
37.5°	1625.1	1632.9	1599.9	1512.5	1386.3	1258.2	1267.9	1465.9	1510.6	1483.4	1396.0
40°	1803.7	1809.6	1796.0	1700.8	1588.2	1464.0	1421.2	1615.4	1675.6	1638.7	1547.5
42.5°	1999.8	2021.2	1997.9	1922.2	1805.7	1698.9	1634.8	1797.9	1858.1	1834.8	1712.5
45°	2267.8	2269.7	2242.5	2166.8	2046.4	1959.1	1881.4	1992.1	2069.7	2040.6	1896.9
47.5°	2465.8	2479.4	2463.9	2411.5	2314.4	2256.1	2149.3	2205.7	2287.2	2250.3	2087.2
50°	2617.3	2654.2	2640.6	2656.1	2607.6	2582.3	2419.2	2427.0	2506.6	2475.5	2281.4
52.5°	2700.8	2747.4	2751.2	2830.8	2871.6	2933.8	2681.3	2669.7	2720.2	2693.0	2479.4
55°	2689.1	2700.8	2797.8	2943.5	3102.7	3244.4	2937.6	2889.1	2959.0	2883.3	2689.1
57.5°	2576.5	2605.6	2776.5	2957.1	3238.6	3444.4	3159.0	3104.6	3162.9	3061.9	2904.6
60°	2415.3	2458.1	2677.5	2935.7	3318.2	3564.8	3374.5	3320.1	3372.6	3250.2	3149.3
62.5°	2269.7	2289.1	2491.1	2846.4	3271.6	3558.9	3541.5	3491.0	3522.1	3393.9	3359.0
65°	2062.0	2069.7	2269.7	2685.2	3168.7	3520.1	3632.7	3652.1	3685.2	3514.3	3508.5
67.5°	1741.6	1759.1	1957.1	2403.7	2997.8	3444.4	3704.6	3743.4	3782.2	3578.4	3535.6
69°	1510.6	1566.9	1757.1	2166.8	2832.8	3380.3	3724.0	3786.1	3817.2	3595.8	3444.4
70°	1322.2	1370.8	1590.2	1984.3	2687.2	3308.5	3737.6	3780.3	3811.4	3558.9	3294.9
72.5°	664.0	726.2	1027.1	1448.4	2135.8	2980.4	3667.7	3621.1	3588.1	3273.5	2665.8
75°	256.3	266.0	440.7	825.2	1335.8	2188.2	3131.8	3044.4	2947.3	2483.3	1580.5
77.5°	141.7	139.8	192.2	365.0	568.9	1069.8	2118.3	1978.5	1844.5	1333.9	640.7
80°	60.2	64.1	83.5	174.7	299.0	370.8	1029.0	914.5	728.1	423.3	153.4
82.5°	36.9	38.8	58.2	106.8	207.8	141.7	334.0	285.4	209.7	114.6	36.9
85°	11.6	13.6	40.8	71.8	101.0	58.2	75.7	66.0	58.2	48.5	11.6
87.5°	1.9	1.9	15.5	38.8	27.2	9.7	7.8	13.6	21.4	23.3	3.9
90°	0.0	0.0	0.0	0.0	0.0	0.0	0.0	0.0	0.0	0.0	0.0



REPORT NUMBER: P594276
 CATALOG NUMBER: ISC-PA1E-722-U-T3-HSS

CANDELA DISTRIBUTION (continued):

	90°	95°	105°	115°	125°	135°	145°	155°	165°	175°	180°
0°	648.5	648.5	648.5	648.5	648.5	648.5	648.5	648.5	648.5	648.5	648.5
2.5°	652.4	648.5	644.6	642.7	642.7	638.8	636.8	634.9	634.9	633.0	633.0
5°	660.1	656.3	652.4	650.4	646.6	644.6	644.6	644.6	642.7	644.6	646.6
7.5°	679.6	673.7	671.8	669.9	669.9	664.0	654.3	629.1	603.8	596.1	588.3
10°	706.7	704.8	704.8	704.8	691.2	640.7	570.8	508.7	475.7	448.5	448.5
12.5°	745.6	745.6	743.6	737.8	667.9	545.6	436.9	343.7	289.3	258.2	262.1
15°	788.3	786.3	790.2	753.3	588.3	421.3	264.1	186.4	157.3	153.4	153.4
17.5°	832.9	836.8	832.9	712.6	483.5	260.2	157.3	141.7	137.9	137.9	137.9
20°	879.5	875.7	869.8	642.7	351.4	163.1	135.9	132.0	128.1	126.2	126.2
22.5°	926.1	922.3	883.4	553.4	219.4	134.0	128.1	120.4	114.6	112.6	112.6
25°	970.8	970.8	858.2	438.8	149.5	126.2	116.5	108.7	102.9	97.1	97.1
27.5°	1027.1	1031.0	817.4	306.8	126.2	116.5	104.8	93.2	85.4	81.5	81.5
30°	1091.2	1097.0	751.4	200.0	114.6	102.9	91.3	77.7	66.0	62.1	60.2
32.5°	1166.9	1172.7	675.7	132.0	102.9	89.3	75.7	58.2	46.6	44.7	42.7
35°	1264.0	1250.4	584.4	104.8	89.3	75.7	58.2	40.8	33.0	31.1	31.1
37.5°	1384.4	1355.2	479.6	91.3	75.7	60.2	42.7	27.2	21.4	21.4	19.4
40°	1522.2	1440.7	370.8	81.5	64.1	46.6	27.2	17.5	13.6	13.6	13.6
42.5°	1673.7	1512.5	264.1	71.8	52.4	33.0	17.5	9.7	7.8	7.8	7.8
45°	1848.4	1578.5	180.6	62.1	44.7	23.3	9.7	3.9	3.9	3.9	3.9
47.5°	2023.1	1621.2	120.4	54.4	33.0	13.6	5.8	1.9	1.9	1.9	1.9
50°	2199.8	1654.2	93.2	46.6	23.3	7.8	1.9	0.0	0.0	0.0	0.0
52.5°	2357.1	1677.5	75.7	38.8	15.5	5.8	1.9	0.0	0.0	0.0	0.0
55°	2493.0	1679.5	66.0	31.1	11.6	3.9	0.0	0.0	0.0	0.0	0.0
57.5°	2630.9	1663.9	56.3	23.3	7.8	1.9	0.0	0.0	0.0	0.0	0.0
60°	2714.4	1623.2	44.7	17.5	5.8	1.9	0.0	0.0	0.0	0.0	0.0
62.5°	2764.8	1555.2	34.9	11.6	3.9	1.9	0.0	0.0	0.0	0.0	0.0
65°	2735.7	1469.8	25.2	7.8	3.9	1.9	0.0	0.0	0.0	0.0	0.0
67.5°	2599.8	1337.8	17.5	5.8	1.9	1.9	0.0	0.0	0.0	0.0	0.0
69°	2438.6	1217.4	15.5	3.9	1.9	1.9	0.0	0.0	0.0	0.0	0.0
70°	2296.9	1124.2	13.6	3.9	1.9	1.9	0.0	0.0	0.0	0.0	0.0
72.5°	1710.5	724.2	11.6	3.9	1.9	1.9	0.0	0.0	0.0	0.0	0.0
75°	961.1	242.7	7.8	1.9	1.9	0.0	0.0	0.0	0.0	0.0	0.0
77.5°	361.1	62.1	3.9	1.9	0.0	0.0	0.0	0.0	0.0	0.0	0.0
80°	79.6	15.5	1.9	0.0	0.0	0.0	0.0	0.0	0.0	0.0	0.0
82.5°	17.5	3.9	0.0	0.0	0.0	0.0	0.0	0.0	0.0	0.0	0.0
85°	5.8	1.9	0.0	0.0	0.0	0.0	0.0	0.0	0.0	0.0	0.0
87.5°	1.9	0.0	0.0	0.0	0.0	0.0	0.0	0.0	0.0	0.0	0.0
90°	0.0	0.0	0.0	0.0	0.0	0.0	0.0	0.0	0.0	0.0	0.0

(END OF REPORT)